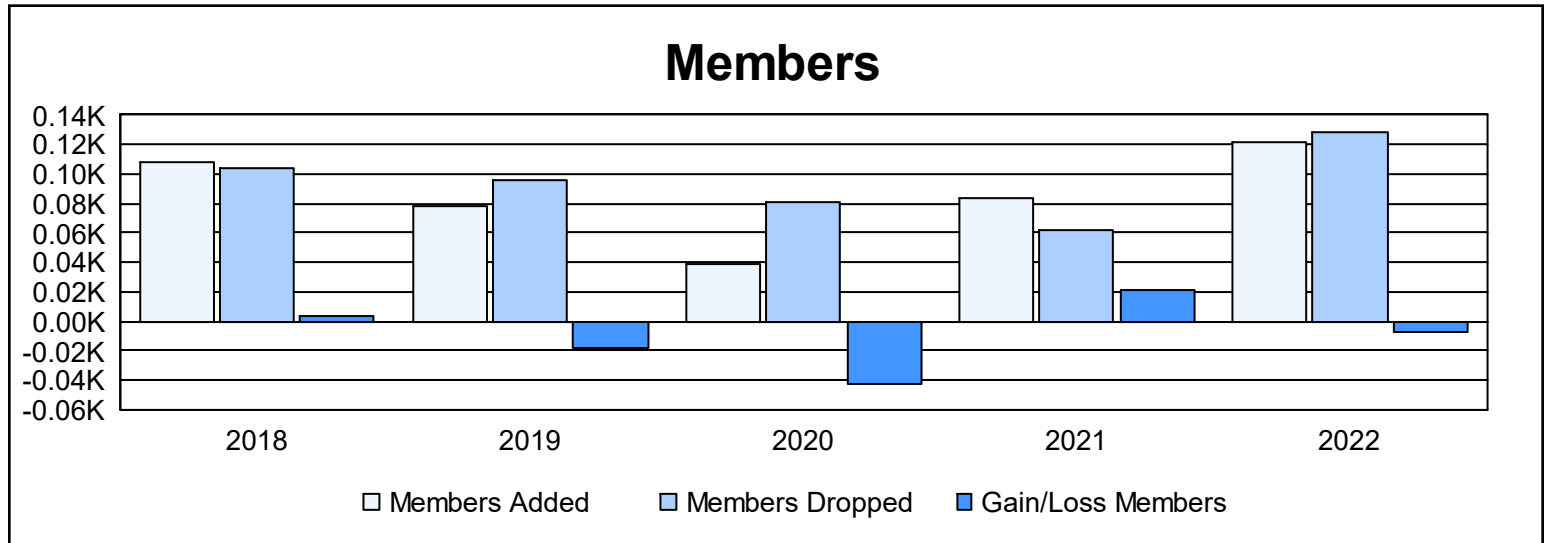
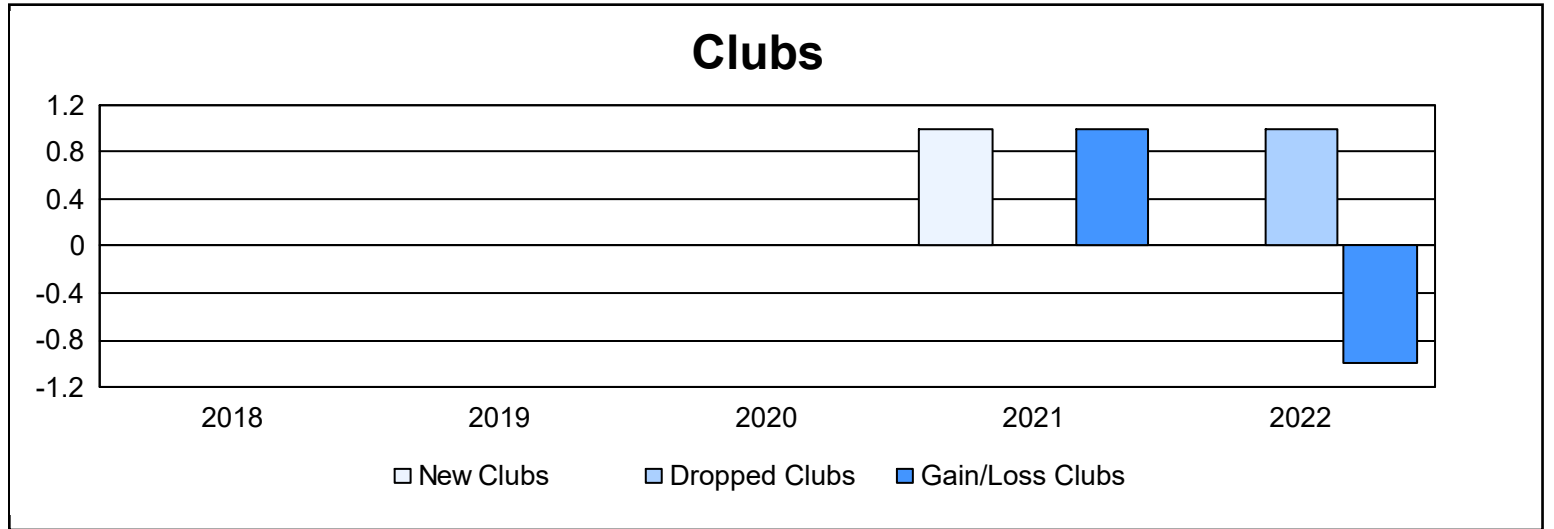
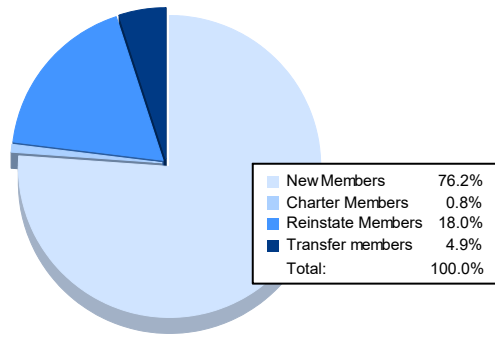


| Year           | New Clubs | Dropped Clubs | Gain/ Loss Clubs | New Members | Charter Members | Reinstate Members | Transfer Members | Total Member Added | Total Members Dropped | Gain/ Loss Members |
|----------------|-----------|---------------|------------------|-------------|-----------------|-------------------|------------------|--------------------|-----------------------|--------------------|
| 2017-2018      | 0         | 0             | 0                | 98          | 4               | 1                 | 5                | 108                | 104                   | 4                  |
| 2018-2019      | 0         | 0             | 0                | 70          | 0               | 4                 | 4                | 78                 | 96                    | -18                |
| 2019-2020      | 0         | 0             | 0                | 34          | 0               | 1                 | 4                | 39                 | 81                    | -42                |
| 2020-2021      | 1         | 0             | 1                | 34          | 46              | 1                 | 2                | 83                 | 62                    | 21                 |
| 2021-2022      | 0         | 1             | -1               | 93          | 1               | 22                | 6                | 122                | 129                   | -7                 |
| <b>Average</b> | <b>0</b>  | <b>0</b>      | <b>0</b>         | <b>66</b>   | <b>10</b>       | <b>6</b>          | <b>4</b>         | <b>86</b>          | <b>94</b>             | <b>-8</b>          |



### Membership Composition June 2022 Cumulative



### Gender Composition June 2022 Cumulative

